

HIT[®] photovoltaic module



HIT-N235SE10
HIT-N230SE10

NE

R&D technology adaptation

Improvement of the cell efficiency to reduce

- Carrier recombination loss
- Optical absorption loss
- Resistance loss

Three tabs application

- Reducing electrical loss between the cell fingers and tabs
- Making the tab width thinner to expand the light receiving surface

New tab design

Anti-reflection glass

Light capturing technology

- Reducing reflection and scattering of incoming light
- Improving generated electricity levels in morning and evening times



HIT cell technology

The SANYO HIT (Heterojunction with Intrinsic Thin layer) solar cell is made of a thin mono crystalline silicon wafer surrounded by ultra-thin amorphous silicon layers. This product provides the industry's leading performance and value using state-of-the-art manufacturing techniques.

Environmentally-Friendly Solar Cell

More Clean Energy
HIT can generate more clean Energy than other conventional crystalline solar cells.

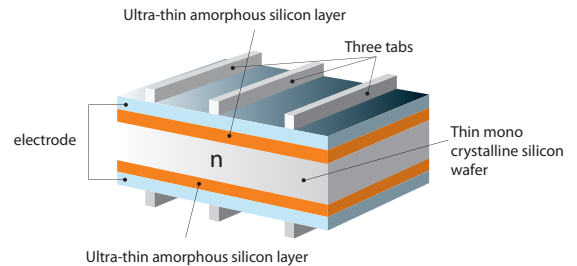
Special Features

SANYO HIT solar modules are 100% emission free, have no moving parts and produce no noise. The dimensions of the HIT modules allow space-saving installation and achievement of maximum output power possible on given roof area.

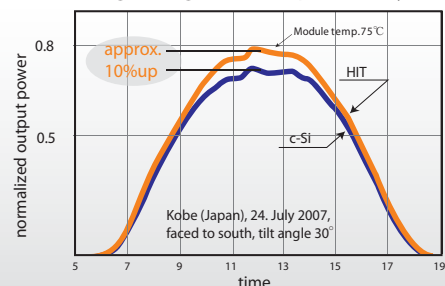
High performance at high temperatures

Even at high temperatures, the HIT solar cell can maintain higher efficiency than a conventional crystalline silicon solar cell.

HIT[®] Solar Cell Structure



Changes in generated power daytime



The HIT cell and module have very high conversion efficiency in mass production.



HIT is a registered trademark of SANYO Electric Co., Ltd. The name "HIT" comes from "Heterojunction with intrinsic Thin-layer" which is an original technology of SANYO Electric Co., Ltd.

Model	Cell Efficiency	Module Efficiency
HIT-N235SE10	21.1%	18.6%
HIT-N230SE10	20.7%	18.2%

EN

Electrical data (at STC)

Models HIT-NxxxSE10

	235	230
Maximum power (Pmax) [W]	235	230
Max. power voltage (Vmp) [V]	43.0	42.3
Max. power current (Imp) [A]	5.48	5.45
Open circuit voltage (Voc) [V]	51.8	51.2
Short circuit current (Isc) [A]	5.84	5.83
Maximum over current rating [A]	15	
Output power tolerance [%]	+10/-5	
Maximum system voltage [V]	1000	

Note: Standard Test Conditions: Air mass 1.5, Irradiance = 1000W/m², cell temperature = 25°C

Temperature characteristics

	235	230
Temperature (NOCT) [°C]	44.0	44.0
Temperature coefficient of Pmax [%/°C]	-0.30	-0.30
Temperature coefficient of Voc [V/°C]	-0.130	-0.128
Temperature coefficient of Isc [mA/°C]	1.75	1.75

At NOCT

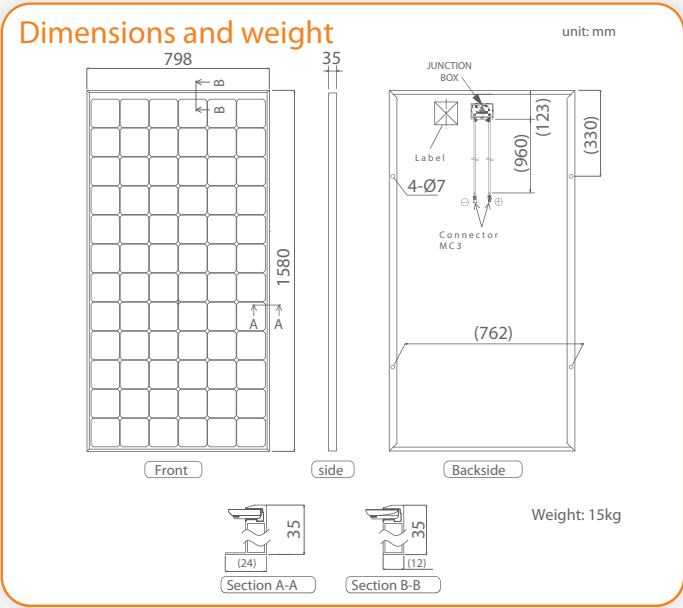
	235	230
Maximum power (Pmax) [W]	178	174.3
Max. power voltage (Vmp) [V]	40.5	39.9
Max. power current (Imp) [A]	4.41	4.38
Open circuit voltage (Voc) [V]	48.9	48.3
Short circuit current (Isc) [A]	4.70	4.70

Note: Nominal Operating Cell Temperature : Air mass 1.5 spectrum, Irradiance = 800W/m², Air temperature = 20°C, wind speed 1 m/s

At low irradiance

	235	230
Maximum power (Pmax) [W]	44.9	43.8
Max. power voltage (Vmp) [V]	41.0	40.6
Max. power current (Imp) [A]	1.09	1.08
Open circuit voltage (Voc) [V]	48.4	47.8
Short circuit current (Isc) [A]	1.17	1.17

Note: Low irradiance: Air mass 1.5 spectrum, Irradiance = 200W/m², cell temperature = 25°C



Guarantee

Power output: 10 years (90% of Pmin) 20 years (80% of Pmin)
 Product workmanship: 5 years
 (Based on guarantee document)

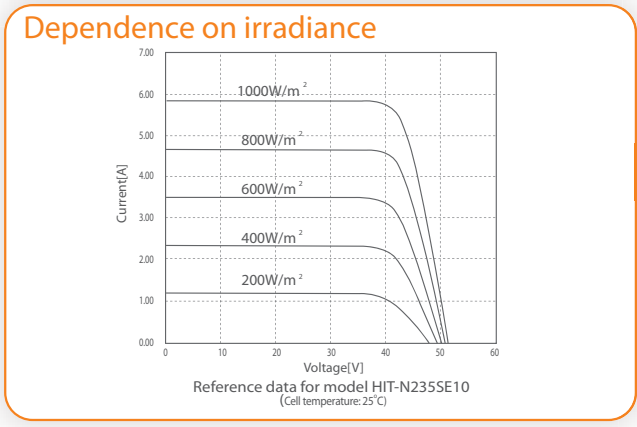
Materials

Cell material: 5 inch HIT cells
 Glass material: AR coated tempered glass
 Frame materials: Black anodized aluminium
 Connectors type: MC3

Certificates

Member of

Please consult your local dealer for more information.



CAUTION! Please read the installation manual carefully before using the products.
 Due to our policy of continual improvement the products covered by this brochure may be changed without notice.